

TORAH TIME

www.emetministries.com

PARASHA

Yitro

- Exodus 18:1-20:23
- Isaiah 6:1-7:6, 9:5-8
- Matthew 5:8-20

TORAH TIME

Moses' father-in-law, Jethro or "Yitro" in Hebrew, hears of the great miracles which YHWH performed for the people of Israel. Yitro comes from Midian to the Israelite camp, bringing with him Moses' wife and two sons. Yitro advises Moses to appoint a hierarchy of magistrates and judges to assist him in the task of governing and administering justice to the people.

The Children of Israel camp opposite Mount Sinai, where they are told that YHWH has chosen them to be His "kingdom of priests" and "holy nation." The people respond by proclaiming, "All that YHWH has spoken, we shall do." On the sixth day of the third month (Sivan), seven weeks after the Exodus, the entire nation of Israel assembles at the foot of Mount Sinai. YHWH descends on the mountain amidst thunder, lightning, billows of smoke and the blast of the shofar, and summons Moses to ascend.

YHWH proclaims the Ten Commandments, commanding the people of Israel to believe in YHWH, not to worship idols or take YHWH's name in vain, to keep the Shabbat, honor their parents, and not to murder, commit adultery, steal, bear false witness or covet another's property. The people cry out to Moses that the revelation is too intense for them to bear, begging him to receive the Torah from YHWH and convey it to them.

(This is an easy explanation of the Torah portion taken from the book "The Open Bible" available at www.emetministries.com)

MEMORY VERSE

Ephesians 6:1, "Honor your father and mother"—which is the first commandment with a promise."

LEARNING ACTIVITY

In this week's Torah portion we read of how YHWH gave the 10 Commandments to the people of Israel. There is an easy way to remember each of these commands by using your fingers and hands.

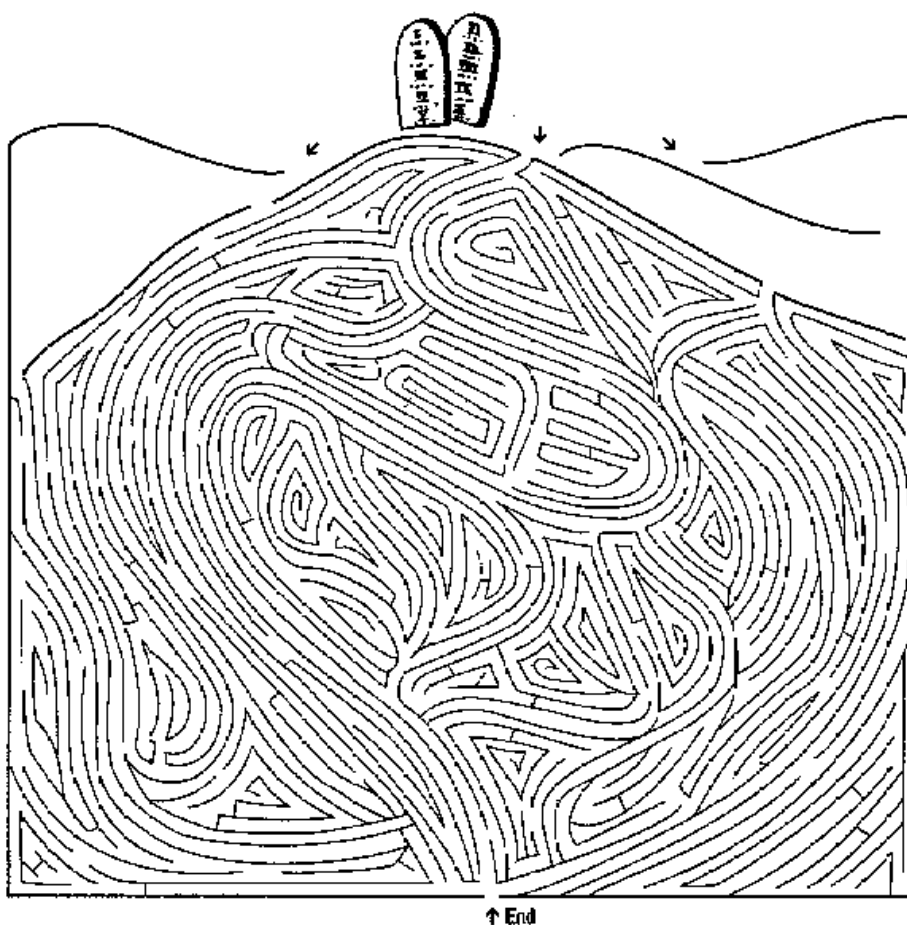
1. "I am the YHWH your Elohim; you shall have no other elohim before me." Hold up one index finger for the number one. We worship one YHWH.
2. "You shall not worship idols." (Idols, false gods, are not only things like statues, but anything we place our ultimate trust and allegiance in, for example money or possessions.) Hold up two fingers. Should we worship more than one YHWH? No, two is too many! One of them must be an idol, and we should not worship it!
3. "You shall not misuse the name of YHWH." How many names do you have? Three – a first, a middle and a last name. YHWH has one Name, the blessed name of YHWH.
4. "Remember the Shabbat and keep it set apart." Hold up four fingers, fold your thumb under to let it rest. The thumb has the right idea. It's the Shabbat, and the thumb is following the commandment to take a day of rest.
5. "Honor your father and your mother." Hold up all five fingers on one hand as if you are taking a pledge, to honor your parents. Whose hands do your hands look like? Your mom and dads!
6. "You shall not murder." Pretend the index finger on your second hand is a gun, shooting at the first five fingers. YHWH's sixth commandment teaches us not to do what has become too commonplace in our society.

7. "Keep your marriage promises." Hold one hand out flat. The five fingers and hand become a floor. Two fingers on the other hand are the man and woman to be married, standing and making promises to each other. This commandment calls for couples to keep the marriage promises they make.

8. "You shall not steal." Hold up four fingers on each hand, for the eighth commandment. If you stretch out your fingers slightly, these become the prison bars, which hold someone who was been arrested for stealing.

9. "Do not lie." Hold up all five fingers on one hand and four on the other. Fold your second thumb under and turn your hand around, so the thumb is hiding. It is secretly going around telling the other four fingers on that hand, lies and rumors about the five fingers on the other hand. It is "bearing false witness," as it talks behind people's backs, spreading gossip, criticizing others without talking directly to the people involved.

10. "Do not want other people's stuff." Hold out your hands, palms up, and wiggle all ten fingers to show that they've got the "gimmies." Your fingers are saying, "Gimmie what belongs to my neighbor. I want all those things my neighbor has." This is not the way YHWH wants us to live.



WALK THE TALK

YHWH used Moshe to deliver his people out of Egypt. When you are delivered a package, it is taken out of somewhere else and brought to you. This is how YHWH used Moses to take the nation of Israel out of slavery and to the Promised Land. At Mount Sinai YHWH gave Moses and the Hebrew people the 10 Commandments. He did this so that they would experience the best in life. One of these commandments even has a promise of long life. That's commandment number five which says to "honor your father and mother and your days will be long in the land." What does it mean to "honor" your parents?

When we honor our parents we respect them. This means that we listen and apply what they are helping us with. To honor your parents is to appreciate and thank them as well. You honor your mom and dad when you obey the first time. By doing such you are promised a long life of blessing!

Provided is a worksheet with 9 ways to honor your parents. Complete this page with easy ways to bless and honor your parents.

Honoring mom and dad is just one of the 10 Commandments. All of these commandments bring life and the best of life. YHWH didn't give us His word to punish us but to help us and love us. 5 of the 10 Commandments tell us about our faith with YHWH... we are to believe in Him, have no other gods, not take His name in vain, remember the Sabbath day, and honor Him by honoring our parents. The other 5 commandments reflect our relationship with other people. We are not covet, lie, steal, break marriage promises, or murder. If we can focus on these simple commandments our lives will be blessed.

Honoring your parents is just as important as being truthful and honoring the Sabbath.

TORAH TALK

What does the name of this portion mean?

Why is this portion special?

What is the main subject of this portion?

How can you live this portion?

What commandments are in this portion?

Did you read about the Messiah in this portion? Where?

How did YHWH show His love to man in this portion?

What did you learn from the Torah?

HEBREW LESSON



MEET THE PEY:

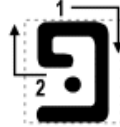
PEH=MOUTH

Poh=Here

Parah=Cow

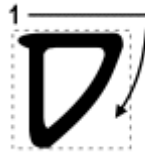
Petah Tikvah=Town in Israel

WRITE THE LETTER

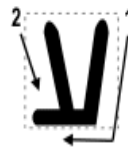


Most people form this letter using two separate strokes.

REVIEW THE LETTERS



Note that the top stroke has an "overhang" on the left.



Note that the second stroke descends to the right of the end of the first stroke.

Activity Ideas

Use poster board to draw two tablets and then write the 10 Commandments on them. Discuss how 5 of the commandments are related to our relationship with YHWH and the other five are related to how with we treat other people.

Find and show a video clip of Moses and the Ten Commandments. There are many options to choose from that are available online or at a rental store.

Use play dough or modeling clay to form two tablets. Use construction paper to draw a picture of Moses and place the tablets in his hands.

Make a Ten Commandments craft. Take white copy paper and crumple it up. Make some coffee and dip your crumpled paper in it. Shake it and then flatten it to dry. Afterwards glue or write out the Ten Commandments on the paper.

Put the Ten Commandments on index cards. See if you can put them in order. Play with others and see who has the best time!

Make 2 tablets as a snack by using graham crackers and breaking them in half. Take an icing pen and make 5 lines on each, or you can make tablets out of sugar cookie dough and write on it with pen icing.

Make a mountain of YHWH using play dough or draw it on paper.

In Exodus 19 YHWH talks about being a special treasure. Make a treasure box out of Popsicle sticks or construction paper and glue on paper. Make a flap for a lid. Look up the scripture verse and glue it inside.

Ephesians 6:1

“Honor your father and mother”—which is the first commandment with a promise.”



9 Ways to Honor Your Parents...

1. _____ your Parents, even when they are not looking.
2. _____ politely to your Parents.
3. _____ to what your Parents say.
4. Say _____ things about your Parents to others.
5. _____ from your Parents.
6. _____ your Parents cheerfully.
7. _____ for your Parents.
8. Do _____ things for your Parents.
9. Tell your Parents that you _____ them.

Hebrew Days of the Week

Sunday
Yom Ree-Shon

יום ראשון יום ראשון

Monday
Yom She-Nee

יום שני יום שני

Tuesday
Yom Shelee-She

יום שלישי יום שלישי

Wednesday
Yom Re-Ve-ee

יום רביעי יום רביעי

Thursday
Yom Hah-Mee-Shee

יום חמישי יום חמישי

Friday
Yom Shee-Shee

יום ששי יום ששי

Shabbat
Yom Sha-Bat

יום שבת יום שבת

W G Y O F W S T R P E B H T A
 G A E Q A O E M D S F Y O H D
 D P U E G V E S U O K Q N I U
 L S M N O S H O E R N Y O D L
 W A O C U T H K E V D K R O T
 N L L S L I S H Y X E E E L E
 Y R I O D A T S Q A G N R Y R
 A M E B R A R T A K J Q T O Y
 F M L M F D S L N B Q W B H W
 E A O D E S T E A L B H Y R O
 R C L T P M M J U K G A K O R
 W N S S H L B W T I Y A T N S
 I Z W S E E G E E L U L C H H
 F H H O L Y R N R F L I V E I
 E L R C P T E S T I M O N Y P

SABBATH	NAME	MURDER	LIVE	HOUSE
WIFE	FALSE	REMEMBER	DAY	IDOL
COVET	WORSHIP	MOTHER	LONG	FATHER
	NEIGHBOR	DONKEY	SEVENTH	STEAL
MISUSE	HONOR	ADULTERY	TESTIMONY	HOLY